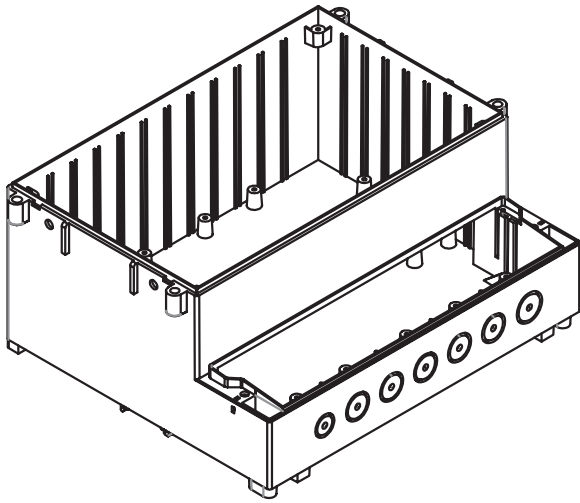
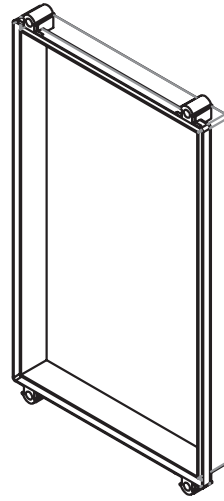


	DIMENSION	CABLE GLAND
A	15.6mm	PG 9<OR M12>
B	19.0mm	PG 11<OR M16>
C	20.8mm	PG 13.5<OR M20>

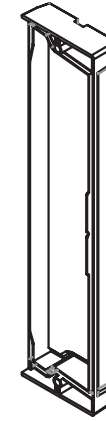
According to ISO 2768-m	
Measuring DIM=L	Tolerances
0.5<L<=3.0mm	±0.1mm
3.0<L<=6.0 mm	±0.1mm
6.0<L<=30.0 mm	±0.2mm
30.0<L<=120.0 mm	±0.3mm
120.0<L<=400.0 mm	±0.5mm
400.0<L<=1000.0 mm	±0.8mm



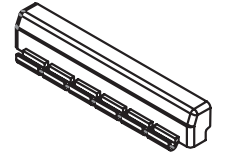
cabinets



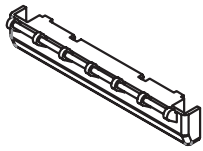
transparent lid



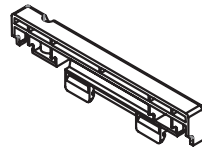
terminal compartment lid



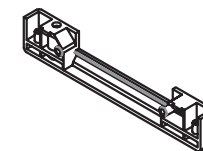
hinge clip



hinge bar



locking hook



lower locking hook

ITEM	DESCRIPTION	DC007CUL			DC007CBU		
		MATERIAL	COLOUR	UNIT	MATERIAL	COLOUR	UNIT
1	cabinets	PC+ABS(V0)	GRAY	1	ABS(HB)	GRAY	1
2	transparent lid	PC(V0)	CLEAR COVER	1	PC(HB)	transparent Blue	1
3	terminal compartment lid	PC+ABS(V0)	GRAY	1	ABS(HB)	GRAY	1
4	hinge clip	PC+ABS(V0)	GRAY	1	ABS(HB)	GRAY	1
5	hinge bar	PC+ABS(V0)	GRAY	1	ABS(HB)	GRAY	1
6	locking hook	PC+ABS(V0)	GRAY	1	ABS(HB)	GRAY	1
7	lower locking hook	PC+ABS(V0)	GRAY	1	ABS(HB)	GRAY	1