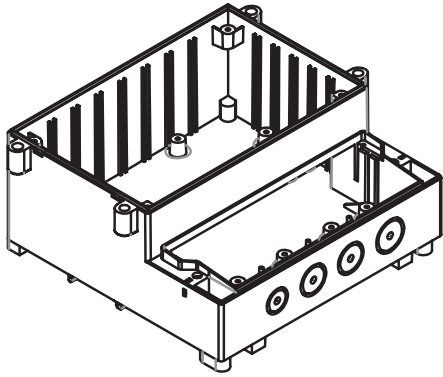
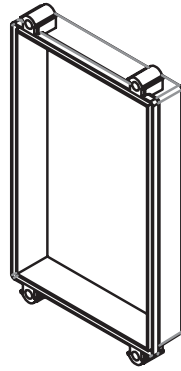


| | DIMENSION | CABLE GLAND |
|---|-----------|-----------------|
| A | 15.6mm | PG 9(DR M12) |
| B | 19.0mm | PG 11(DR M16) |
| C | 20.8mm | PG 13.5(DR M20) |

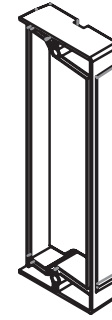
| According to ISO 2768-m | |
|-------------------------|------------|
| Measuring DIM=L | Tolerances |
| 0.5<L<=3.0mm | ±0.1mm |
| 3.0<L<=6.0 mm | ±0.1mm |
| 6.0<L<=30.0 mm | ±0.2mm |
| 30.0<L<=120.0 mm | ±0.3mm |
| 120.0<L<=400.0 mm | ±0.5mm |
| 400.0<L<=1000.0 mm | ±0.8mm |



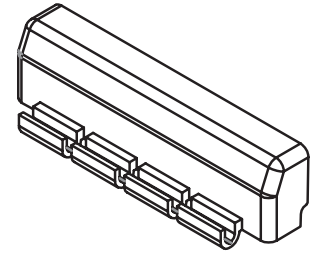
cabinets



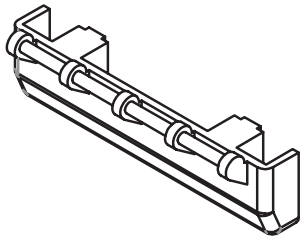
transparent lid



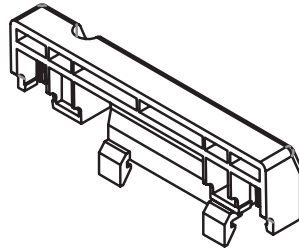
terminal compartment lid



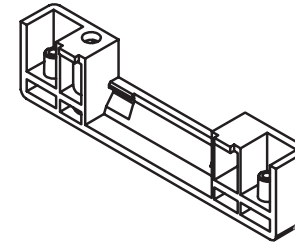
hinge clip



hinge bar



locking hook



lower locking hook

| ITEM | DESCRIPTION | DC001CUL | | | DC001CBU | | |
|------|--------------------------|------------|-------------|------|----------|------------------|------|
| | | MATERIAL | COLOUR | UNIT | MATERIAL | COLOUR | UNIT |
| 1 | cabinets | PC+ABS(V0) | GRAY | 1 | ABS(HB) | GRAY | 1 |
| 2 | transparent lid | PC(V0) | CLEAR COVER | 1 | PC(HB) | transparent Blue | 1 |
| 3 | terminal compartment lid | PC+ABS(V0) | GRAY | 1 | ABS(HB) | GRAY | 1 |
| 4 | hinge clip | PC+ABS(V0) | GRAY | 1 | ABS(HB) | GRAY | 1 |
| 5 | hinge bar | PC+ABS(V0) | GRAY | 1 | ABS(HB) | GRAY | 1 |
| 6 | locking hook | PC+ABS(V0) | GRAY | 1 | ABS(HB) | GRAY | 1 |
| 7 | lower locking hook | PC+ABS(V0) | GRAY | 1 | ABS(HB) | GRAY | 1 |