

# HDMI Extender



## Quick Start Guide

## What's included



Main Unit TX&RX



Adapter x 2



Mounting Ears x4

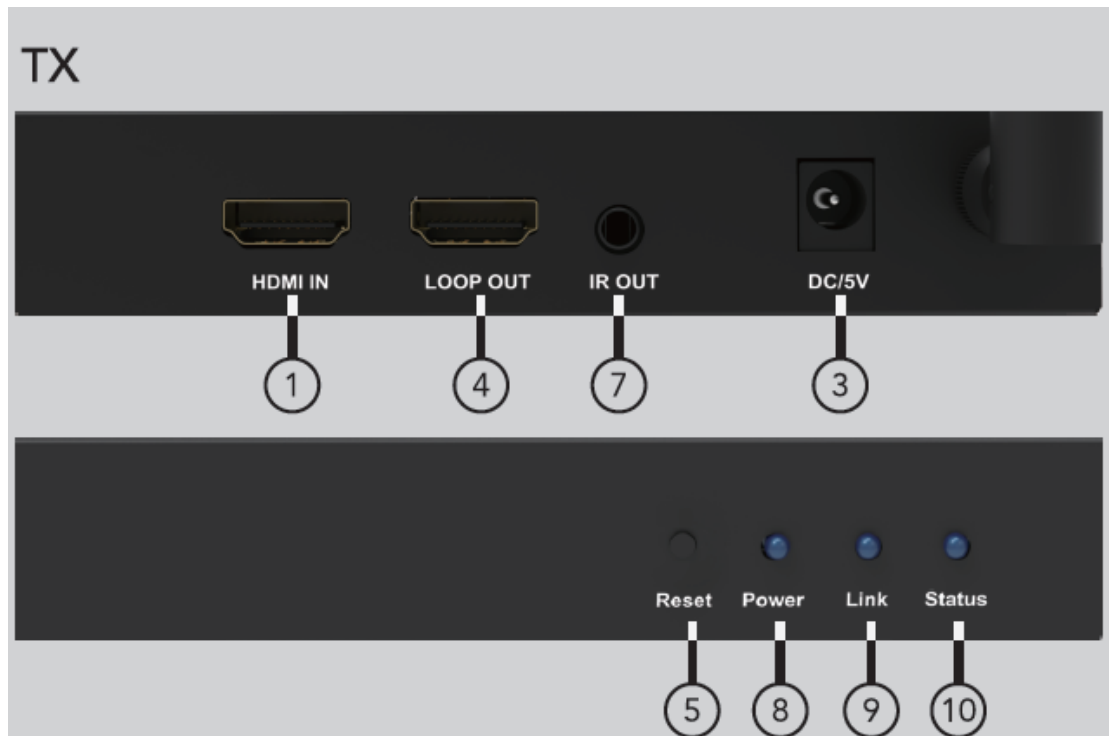



IR TX Cable x 1, IR RX Cable x 1



3.5mm Male to Male Cable

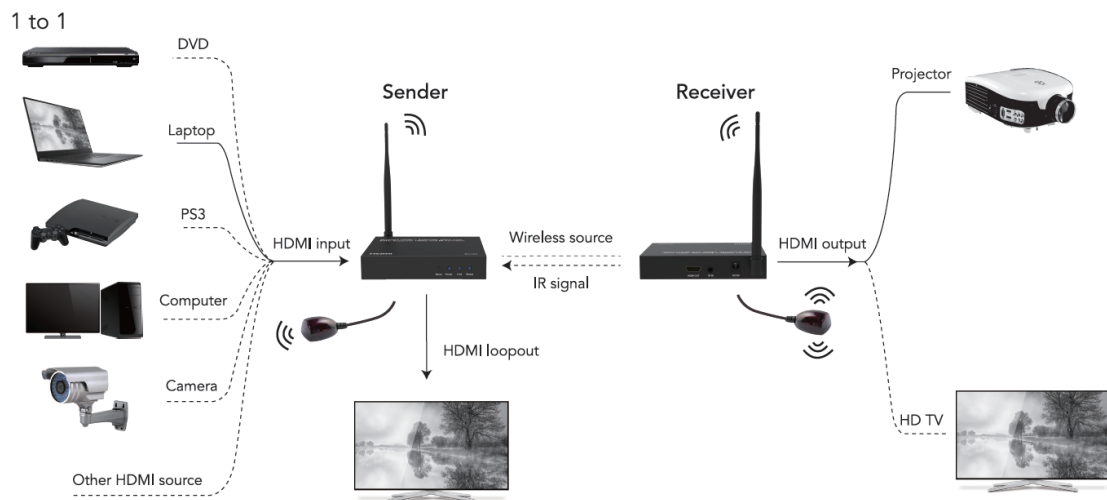
## Ports and Interfaces

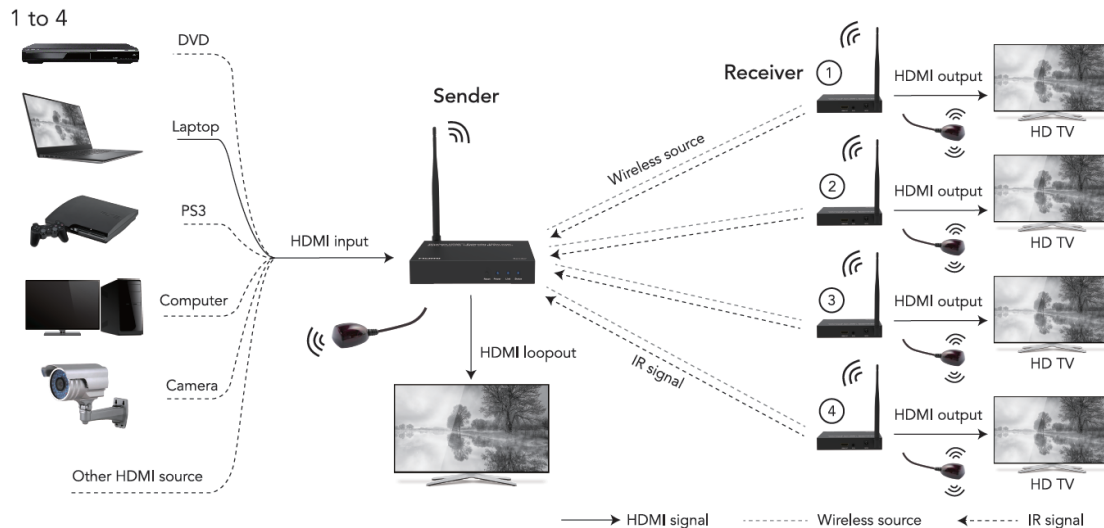




1. HDMI IN: Connect to Input Sources via HDMI Male Input Port
2. HDMI OUT: Connect to Output Devices via HDMI Male Output Port
3. DC 5V: DC 5V In
4. Loop out: HDMI Loop Out Port for Local View
5. Reset: Long Press 10 Seconds to Reset, Short Click to Match the Sender and Receiver
6. IR IN: IR Signal Input Port
7. IR OUT: IR Signal Output Port
8. Power: Power LED Indicator
9. Link
- No Connection: Keep Lighting on  
Get Connection: Flash Quickly
10. Status
- No Video Signal: Flash Slowly  
Get Video Signal: Flash Quickly

## Connection Diagram





## Introduction

The Wireless HDMI™ Extender lets you extend HDMI™ audio/video signal up to 100meters (328 feet) via 5GHz band, with very low latency. The Wireless HDMI™ Extender includes both the Transmitter and Receiver, ideal for the point to point digital signal extension situations that require high quality HDMI™ video and some place which have the limitation to physical wire connection. It supports up to 4 displays to show one source content synchronously and resolutions up to 1080p. It also allows user to control source device from display side via source device's remote controller.

## Features

- \* Simple Plug and Play, no software installation required
- \* Support 5GHz single frequency wireless A/V transmission
- \* Wireless extension of HDMI up to 100 meters (328 feet) with no obstruction
- \* Compliant with HDCP1.3
- \* Support highest video resolution 1080p
- \* Support Point-to-Point and Multicast transmission (up to 4 receivers)
- \* Support infrared remote to control source device from display side
- \* Support uncompressed audio such as LPCM
- \* Support audio sampling rate up to 48 KHz

## Specification

Input Port	HDMI x 1
Output Port	HDMI x 1
Wireless Extensions Distance	100m(328 feet) for 1080p
Frequency Band Range	5GHz
Wireless Standard	802.11a
Vertical Frequency Range	50/60Hz
Compress Formats	H.264

IR Frequency Range	20-60KHz
Interlaced Resolutions(50&60Hz)	480i,576i,1080i
Progressive Resolutions(50&60Hz)	480p,576p,720p,1080p
Limited Warranty	1 Year Parts and Labor
Operating Temperature	0°C to 50°C
Storage Humidity	5% to 90% RH non-condensation
Power Supply	DC 5V
Power Consumption (Max)	TX: 3.5W, RX: 3W
Extender Unit Cert	FCC, CE, RoHS
Power Supply Cert	FCC, CE, RoHS
Dimension(LxWxH)	130x100x25.5mm
Net Weight	TX:144g, RX:145g
Material	Metal
User Manual	English Version

Note: Specifications are subject to change without notice.

## Troubleshooting

Problems	Causes	Solutions
No picture out after correct connection at one room	Maybe the sender and receiver have not yet matched the connection.	Please connect the sender and receiver with the 3.5mm male to male cable firstly and then power on both sides; long press the reset button for 10s on the receiver until the display show the OSD content "searching TX"; short press the reset button on both side simultaneously to match the sender and receiver automatically, the Link and Status LED both flash quickly means the sender and receiver is connected well. If customers want to connect more receiver, they can repeat these steps to match one sender up to four receivers simultaneously

No picture out after correct connection at different room	The distance can't reach 100m due to the signal loss via pass through the solid walls.	When pass through a solid wall (thickness under 30cm), the signal will loss 30% of the original signal and the distance will shorter than 70m; if pass through two or more solid wall, the distance will shorter than 20m. Please get shorter distance at pass through solid wall application
The picture out not stable or the distance is shorter than description	Maybe there have some same band Interference sources at 5GHz effect the extender's signal transmission.	Please place the product closer when there have same band Interference sources or remove the Interference sources



The Adopted Trademarks HDMI, HDMI High-Definition Multimedia Interface, and the HDMI Logo are trademarks or registered trademarks of HDMI Licensing Administrator, Inc. in the United States and other countries.

All other trademarks, registered trademarks, or service marks are the property of their respective owners.