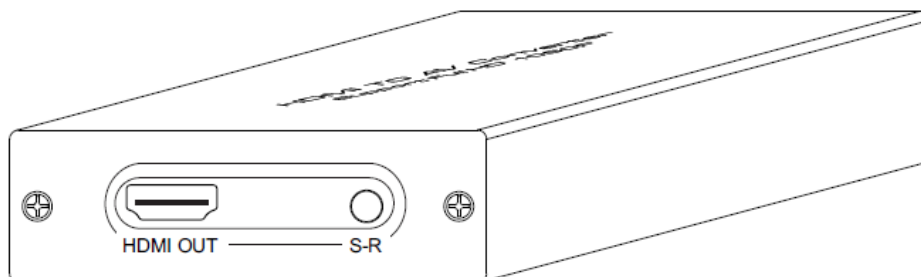


User Manual

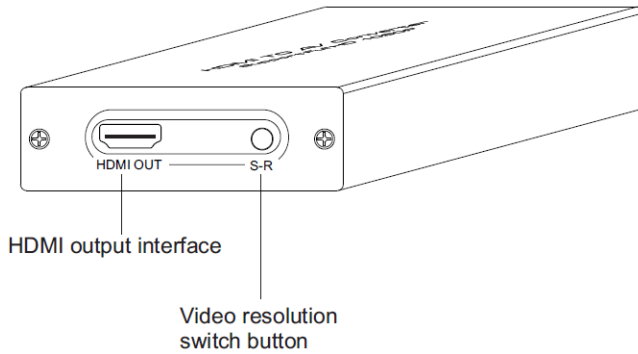
AV TO HDMI Converter

Model: AA6038

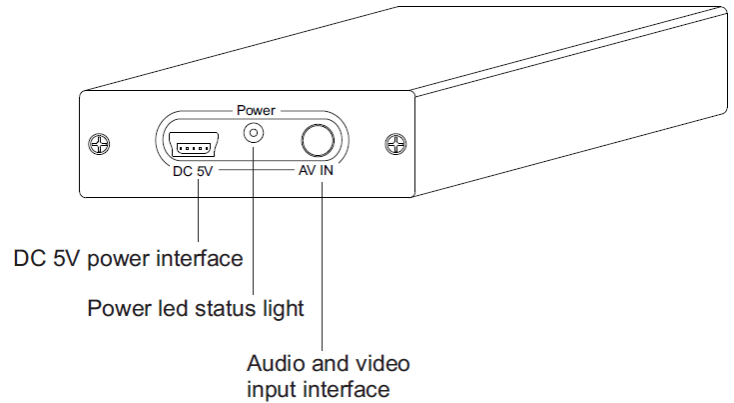


INTRODUCITON

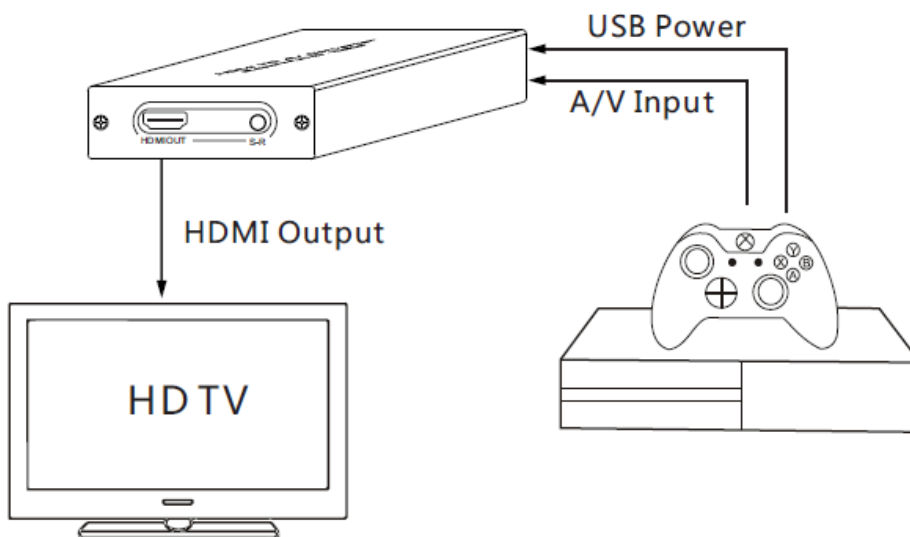
Picture 1.0 front panel showing



Picture 1.1 rear panel showing



Connection and operation:



1. To use the AV Cable to connect the HD Source AV output port with the AV Input Port of the Converter.
2. To use the HDMI Cable to connect the HDMI Input port of HDTV or HD Display with the output port of the converter.
3. To use the USB Power cable to connect DC 5V Mini USB port with the USB Power Source like DVD or other USB Power Docking.

Spec :

Model No	AA6038
Mode name	AV TO HDMI Converter
Video input interface	CVBS
Video input format	NTSC/PAL
Audio input interface	L/R Analog
Audio input level	1V/RMS
HDMI output resolution	480i~1920*1200
Output cable length	≤10m, AWG26 HDMI standard cable
DC input specification	DC 5V/1A
Max working current	300mA
Working temperature range	0 ~ +40℃
Working humidity range	5 to 85%RH (No Condensation)
Storage temperature	-15 to 55℃
Storage humidity	5 ~95%RH(No Condensation)
Size	68x51.6x16.5(mm)
Weight	65g
Accessories	Manual, USB Cable, AV cable